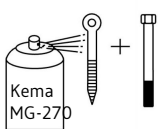
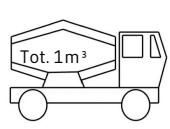

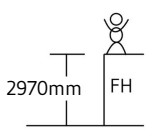


Mounting

Copyright Elverdal A/S

Elverdal



EN 1176

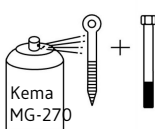
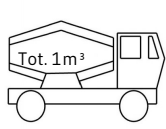
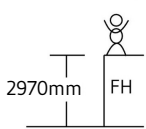
Info

VIGTIGT: Hele anlægget skal samles før der støbes beton
VIKTIGT: Hela anläggningen måste monteras före betong stöps
VIKTIGT: Hele systemet må monteres før plass støbes med betong

Mounting

Copyright Elverdal A/S

Elverdal



EN 1176

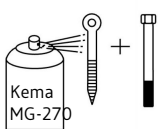
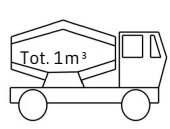

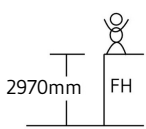
Info

VIGTIGT: Hele anlægget skal samles før der støbes beton
VIGTIGT: Hela anläggningen måste monteras före betong stöps
VIGTIGT: Hele systemet må monteres før plass støbes med betong

Mounting

Copyright Elverdal A/S

Elverdal



EN 1176

Info

VIGTIGT: Hele anlægget skal samles før der støbes beton
VIGTIGT: Hela anläggningen måste monteras före betong stöps
VIGTIGT: Hele systemet må monteres før plass støbes med betong

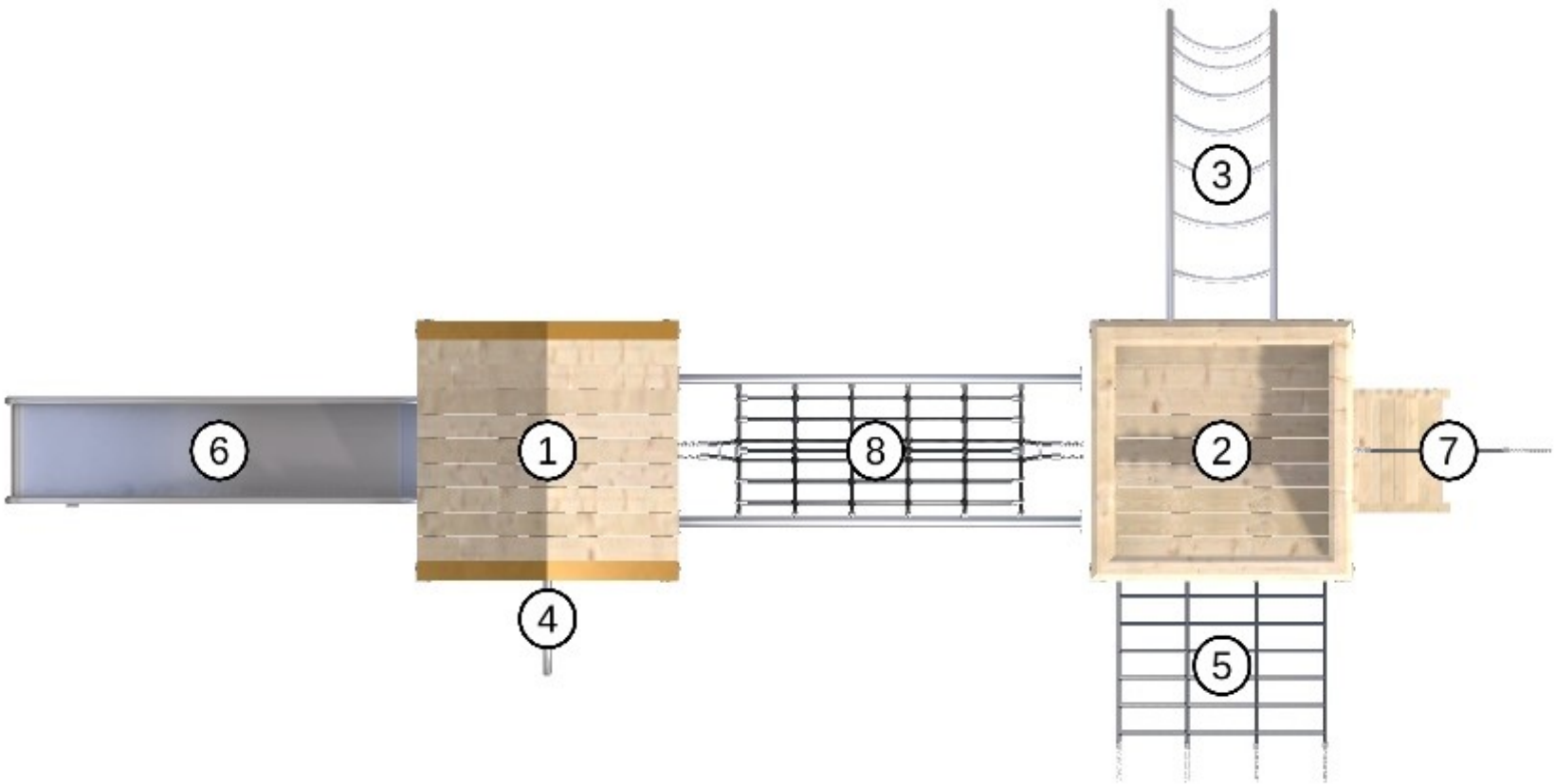
Mounting

Copyright Elverdal A/S

Elverdal

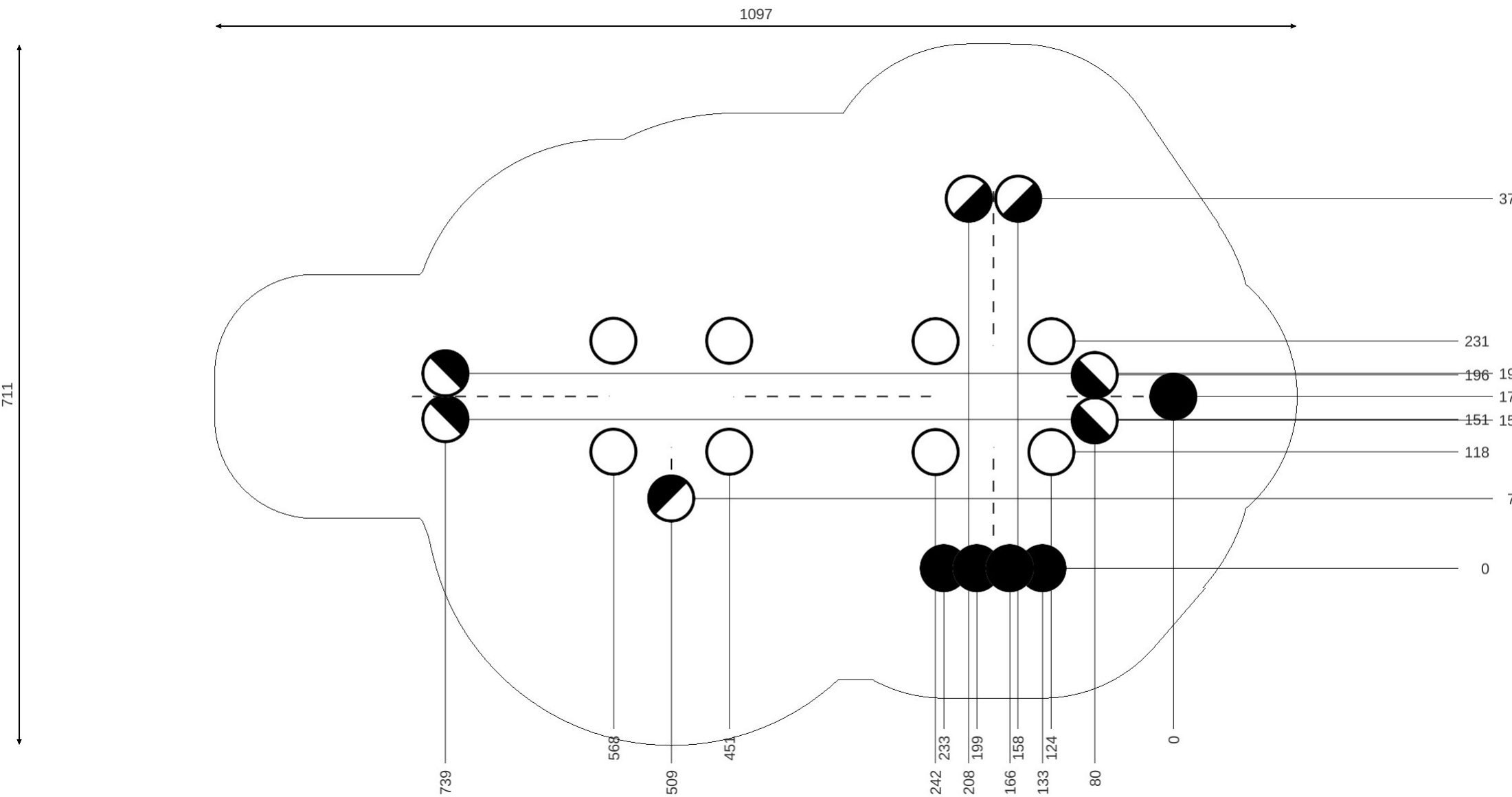
PRODUCT LIST

- 1. Theodor 3
- 2. Theodor 7
- 3. Ladder (2200)
- 4. Fireman's pole (2200)
- 5. Net ladder wide (2200)
- 6. Slide narrow (900)
- 7. Ramp narrow
- 8. V-bridge straight (2200)



Mounting

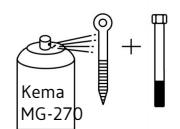
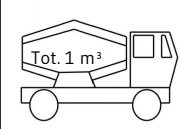

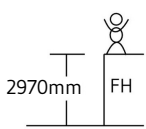

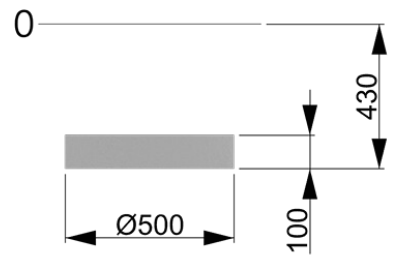
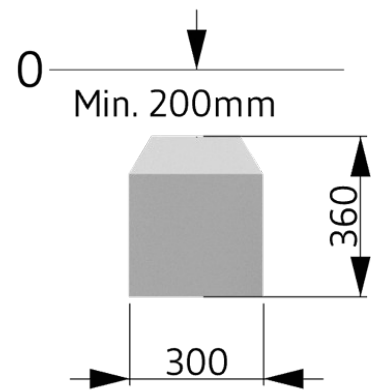
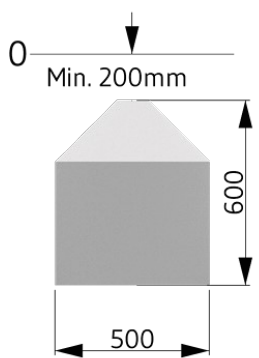
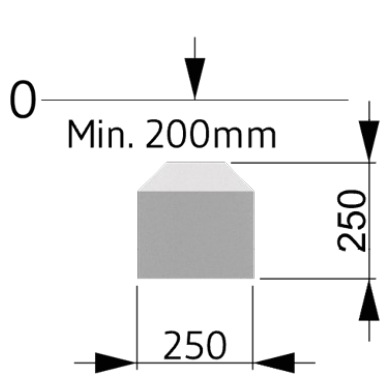
Copyright Elverdal A/S



Mounting

Copyright Elverdal A/S

Elverdal



EN 1176

INFO

VIGTIGT: Hele anlægget skal samles før der støbes beton

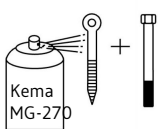
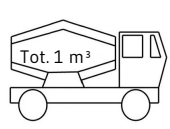
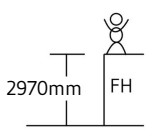
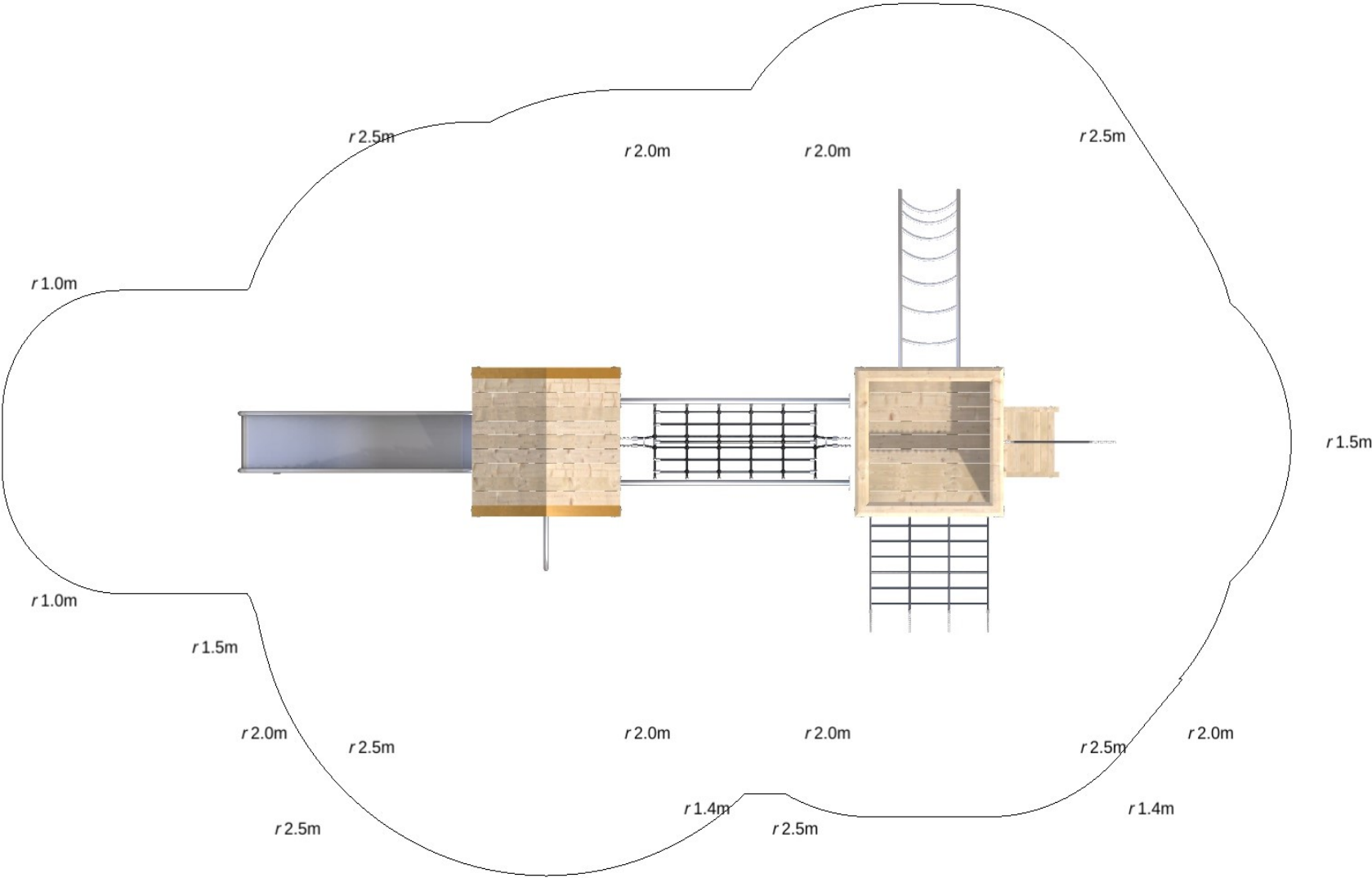
VIKTIGT: Hela anläggningen måste monteras före betong stöps

VIKTIG: Hele systemet må monteres før plass støbes med betong

Mounting

Copyright Elverdal A/S

Elverdal



EN 1176

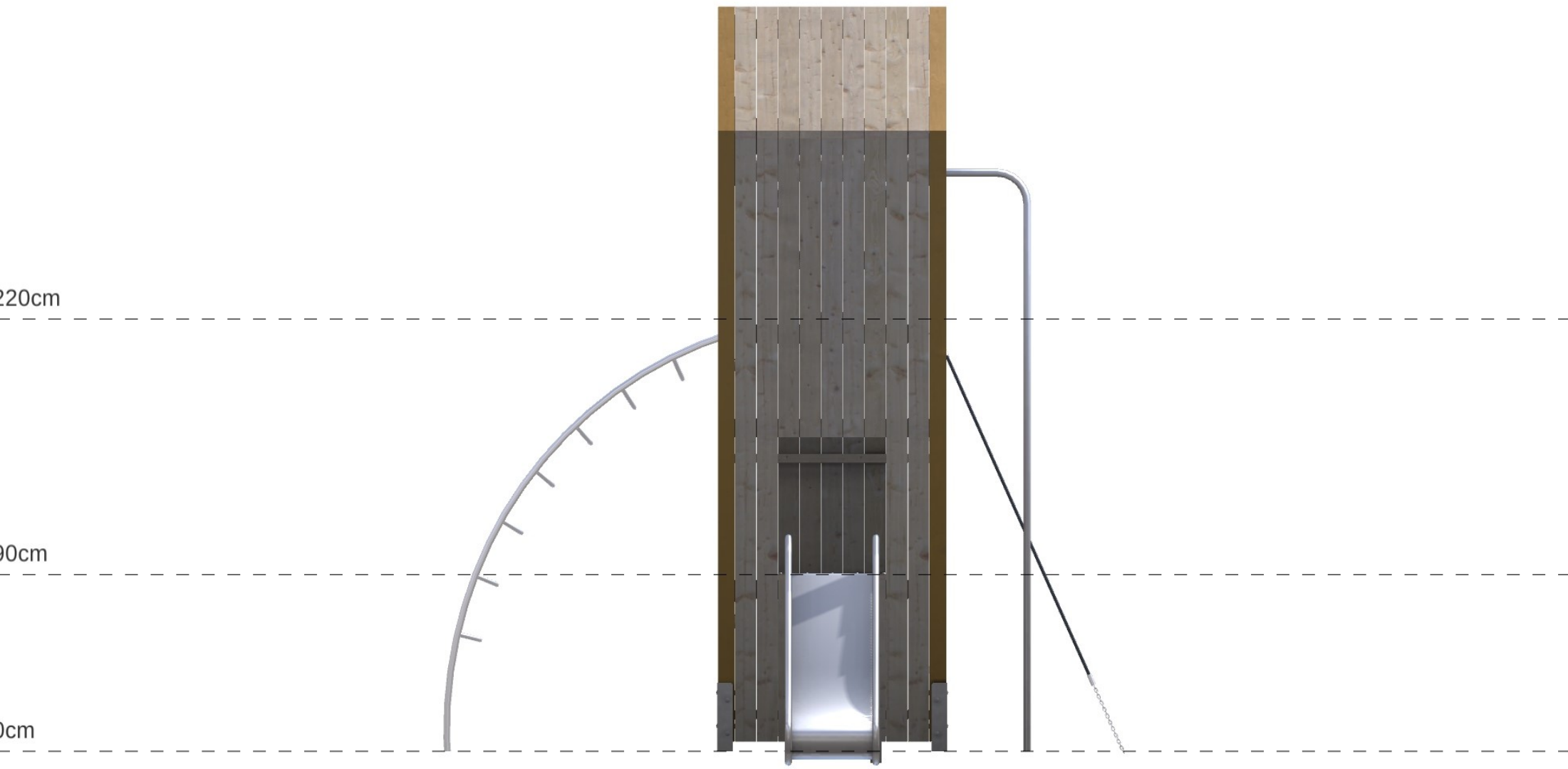
INFO

VIGTIGT: Hele anlægget skal samles før der støbes beton
VIGTIGT: Hela anläggningen måste monteras före betong stöps
VIGTIGT: Hele systemet må monteres før plass støbes med betong

Mounting

Copyright Elverdal A/S

Elverdal



EN 1176

INFO

VIGTIGT: Hele anlægget skal samles før der støbes beton

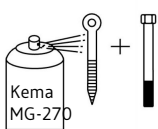
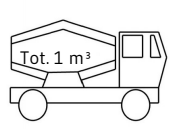
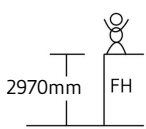
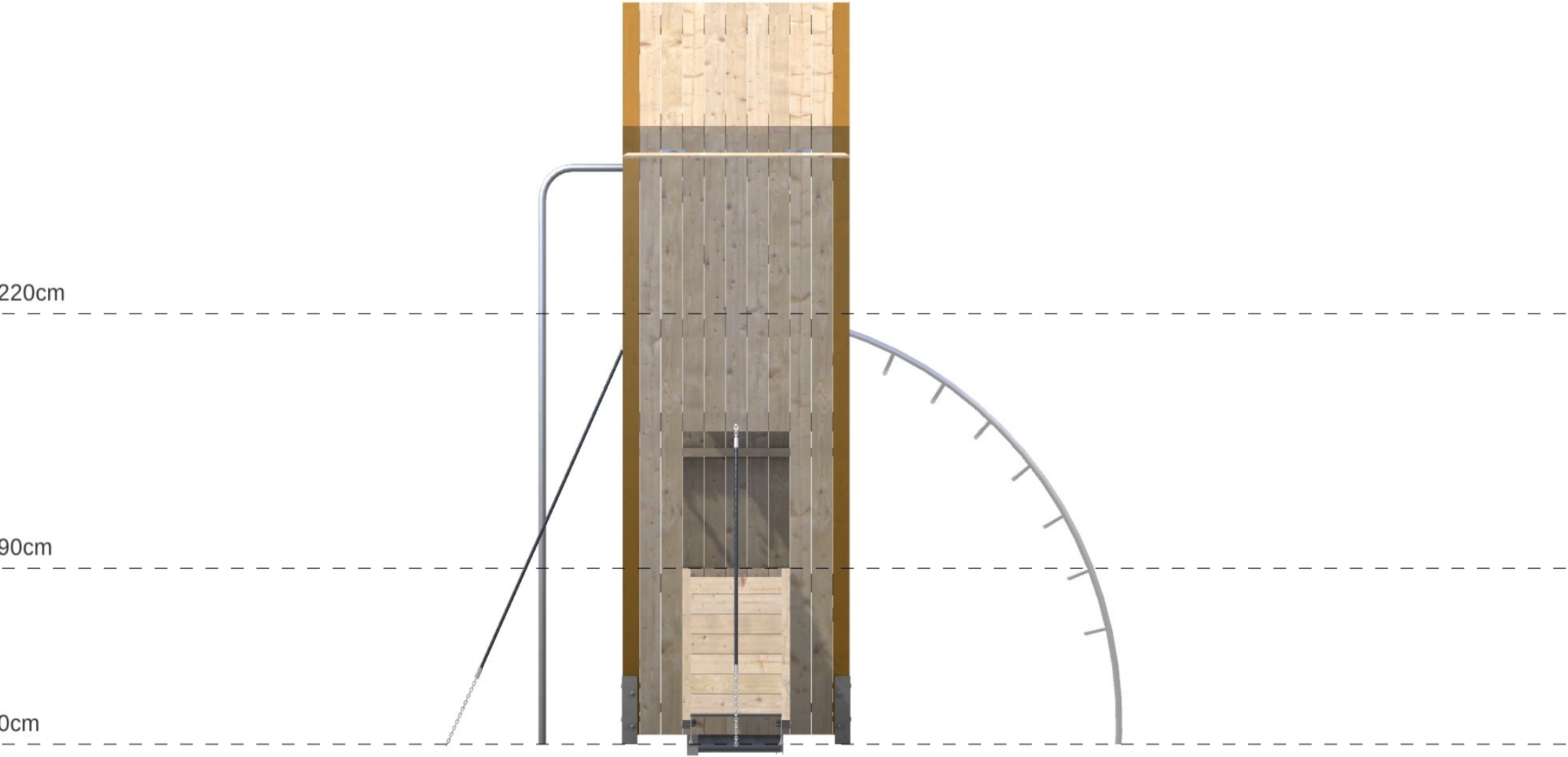
VIKTIGT: Hela anläggningen måste monteras före betong stöps

VIKTIGT: Hele systemet må monteres før plass støbes med betong

Mounting

Copyright Elverdal A/S


Elverdal



EN 1176

INFO
VIGTIGT: Hele anlægget skal samles før der støbes beton
VIKTIGT: Hela anläggningen måste monteras före betong stöps
VIKTIGT: Hele systemet må monteres før plass støbes med betong

Description:	Quantity:	Articel no.
Towers		
Theodor 3 - Unpainted Wood (Exterior), Sun yellow RAL 1037 (Edge)	1	ORG4003BY
Theodor 7 - Unpainted Wood (Exterior), Sun yellow RAL 1037 (Edge)	1	ORG4007BY
Up & Downs		
Ladder (2200)	1	ORG4129XB
Net with hole (2200) - Rope Black RAL 9005 (Rope)	1	ORG4104XB
Fireman's pole (2200)	1	ORG4126XB
Net ladder wide (2200) - Rope Black RAL 9005 (Rope)	1	ORG4114XB
Slide narrow (900)	1	ORG4137XB
Ramp narrow - Unpainted Wood (Edge), Rope Black RAL 9005 (Rope)	1	ORG4107XB
Swedish ladder (900)	1	ORG4102XB
Gables		
Top gable w door - Unpainted Wood (Exterior)	1	ORG4018BB
Bottom gable w blackboard - Unpainted Wood (Exterior)	1	ORG4022PB
Rooftop gable w door - Unpainted Wood (Exterior)	1	ORG4017BB
Middle gable - Unpainted Wood (Exterior)	1	ORG4019BB
Middle gable w window - Unpainted Wood (Exterior)	1	ORG4020BB
Bridges		
V-bridge straight (2200)	1	ORG4201XB



INFO

VIGTIGT: Hele anlægget skal samles før der støbes beton

VIKTIGT: Hela anläggningen måste monteras före betong stöps

VIKTIG: Hele systemet må monteres før plass støbes med betong

Description:

Quantity: Articel no.

Accessories

Window glass - large - Glass (Glass)

1 ORG4401XB

Parts

Concrete (m3)

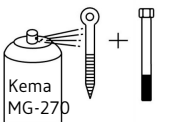
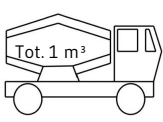

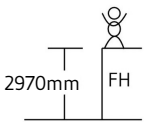
1

Rubber TD (m3)

3,74

Rubber EPDM (m3)

0,64



EN 1176

INFO

VIGTIGT: Hele anlægget skal samles før der støbes beton
VIKTIGT: Hela anläggningen måste monteras före betong stöps
VIKTIG: Hele systemet må monteres før plass støbes med betong