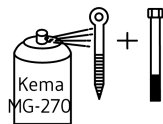
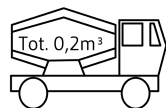
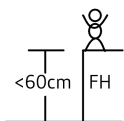
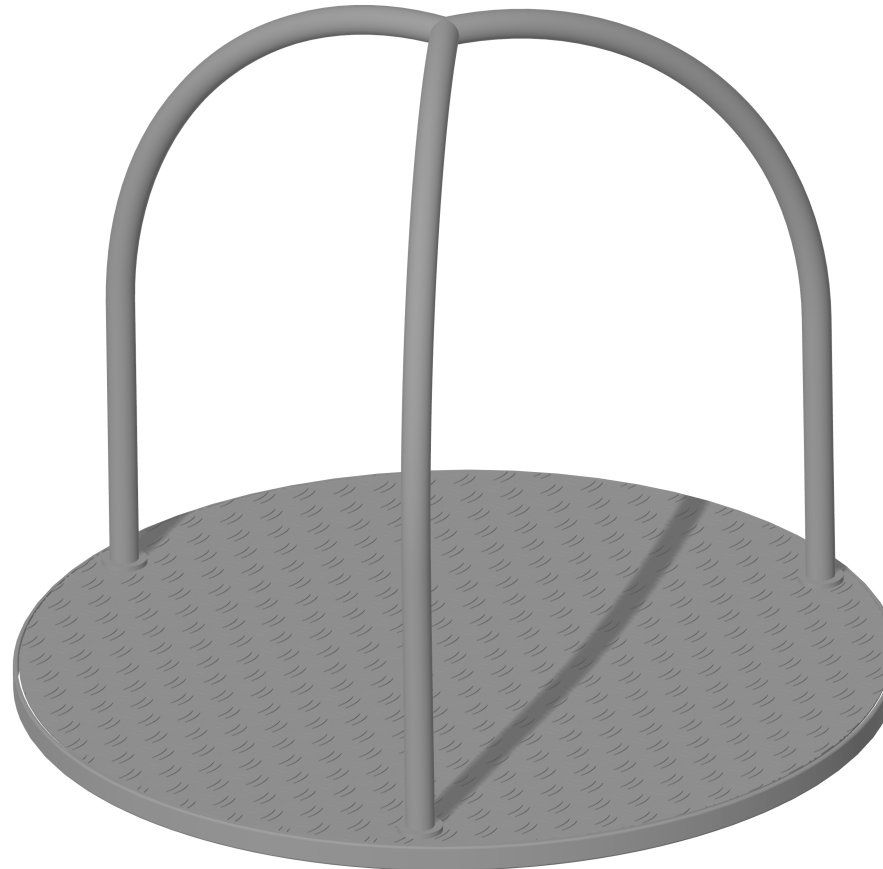


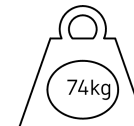
# Mounting

Copyright Elverdal A/S.

# Elverdal



EN 1176



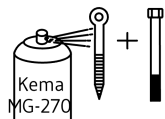
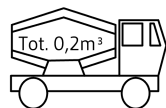

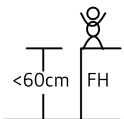
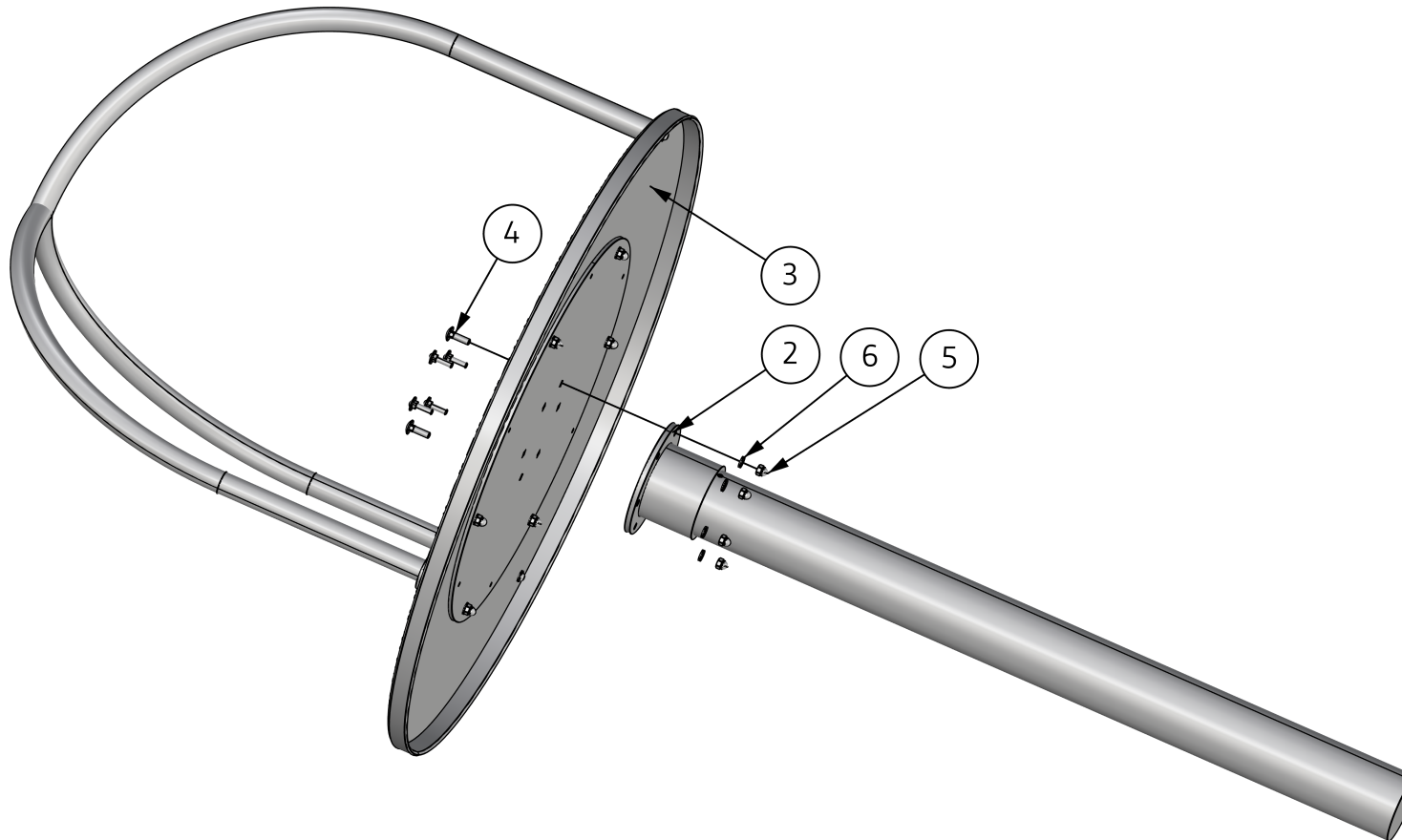
## INFO

VIGTIGT: Hele anlægget skal samles før der støbes beton  
IMPORTANT: The entire facility must be assembled before mould in concrete  
WICHTIG: Die Anlage muß komplett montiert sein, bevor das Fundament  
betoniert wird

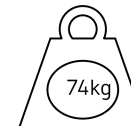
# Mounting

Copyright Elverdal A/S.

# Elverdal



EN 1176



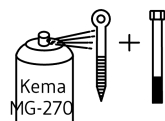
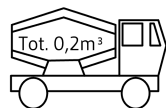

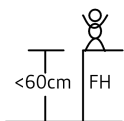
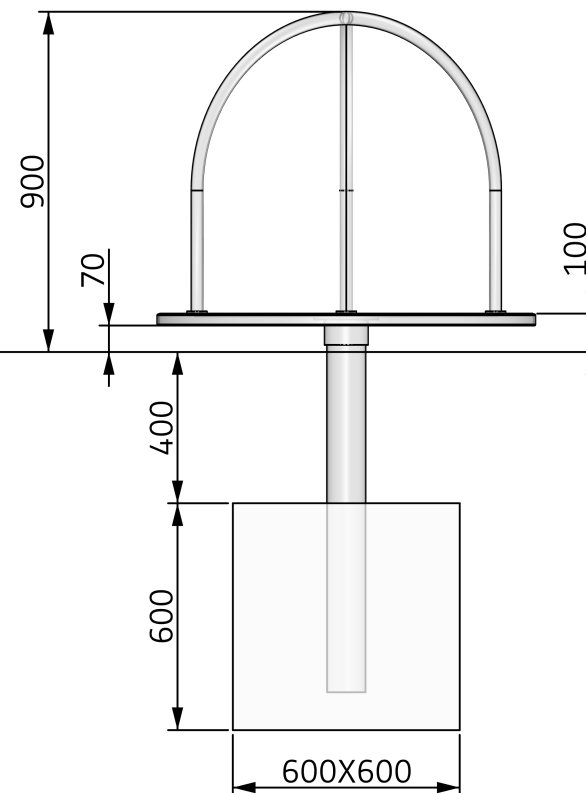
## INFO

VIGTIGT: Hele anlægget skal samles før der støbes beton  
IMPORTANT: The entire facility must be assembled before mould in concrete  
WICHTIG: Die Anlage muß komplett montiert sein, bevor das Fundament  
betoniert wird

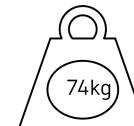
# Mounting

Copyright Elverdal A/S.

# Elverdal



EN 1176



## INFO

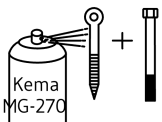
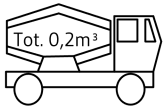
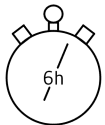
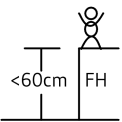
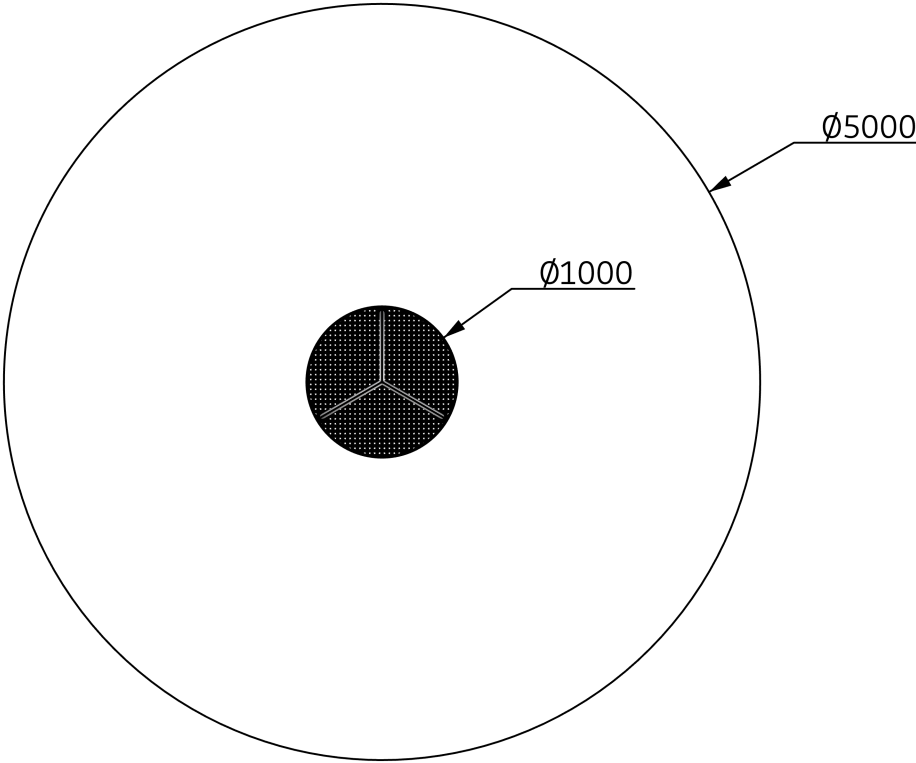
VIGTIGT: Hele anlægget skal samles før der støbes beton  
 IMPORTANT: The entire facility must be assembled before mould in concrete  
 WICHTIG: Die Anlage muß komplett montiert sein, bevor das Fundament  
 betoniert wird

Date: 2021.12.14 Subject: Foundation plan  
Rev: 2021.12.14 Drawing nr.: ORG2701FY\_00  
Page nr.: 4/5 Scale: 1:50  
Paper: A4 Drawing by: Jan Routh Sørensen

# Mounting

Copyright Elverdal A/S.

Elverdal



EN 1176



INFO

VIGTIGT: Hele anlægget skal samles før der støbes beton  
IMPORTANT: The entire facility must be assembled before mould in concrete  
WICHTIG: Die Anlage muß komplett montiert sein, bevor das Fundament  
betoniert wird

Date: 2021.12.14 Subject: Bill of materials  
Rev: 2021.12.14 Drawing no.: ORG2701FY\_00  
Page nr.: 5/5 Scale: None  
Paper: A4 Drawing by: Jan Routh Sørensen

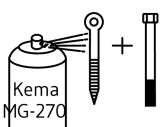
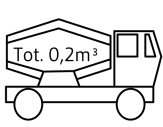
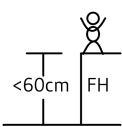
# Mounting

Copyright Elverdal A/S.

Elverdal

Karrusel - stå stål      Carousel - stand steel      Karussell - stehen Stahl

Pos:	Betegnelse:	Name:	Bezeichnung:	Antal/ Quantity/ Anzahl:
1				
2	Nedstøbningsrør	Concrete mounting tube	Nabensäule	1
3	Karruselplatform	Carousel platform	Standfläche	1
4	M8x30 Bræddebolt	M8x30 Carriage bolt	M8x30 Schlossschraube	6
5	M8 Topmøtrik	M8 Hex cap nut	M8 Hutmutter	6
6	M8 skive	M8 Washer	M8 Scheibe	6
	Monteringsvejledning	Mounting instruction	Installationsanleitung	1



EN 1176



INFO

VIGTIGT: Hele anlægget skal samles før der støbes beton  
IMPORTANT: The entire facility must be assembled before mould in concrete  
WICHTIG: Die Anlage muß komplett montiert sein, bevor das Fundament betoniert wird