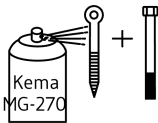
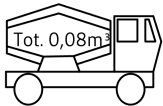
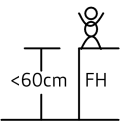
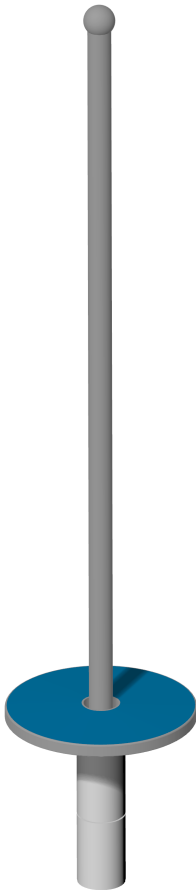


# Mounting

Copyright Elverdal A/S.

Elverdal



EN 1176



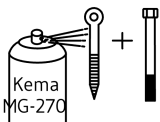
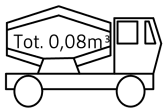

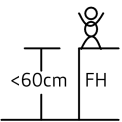
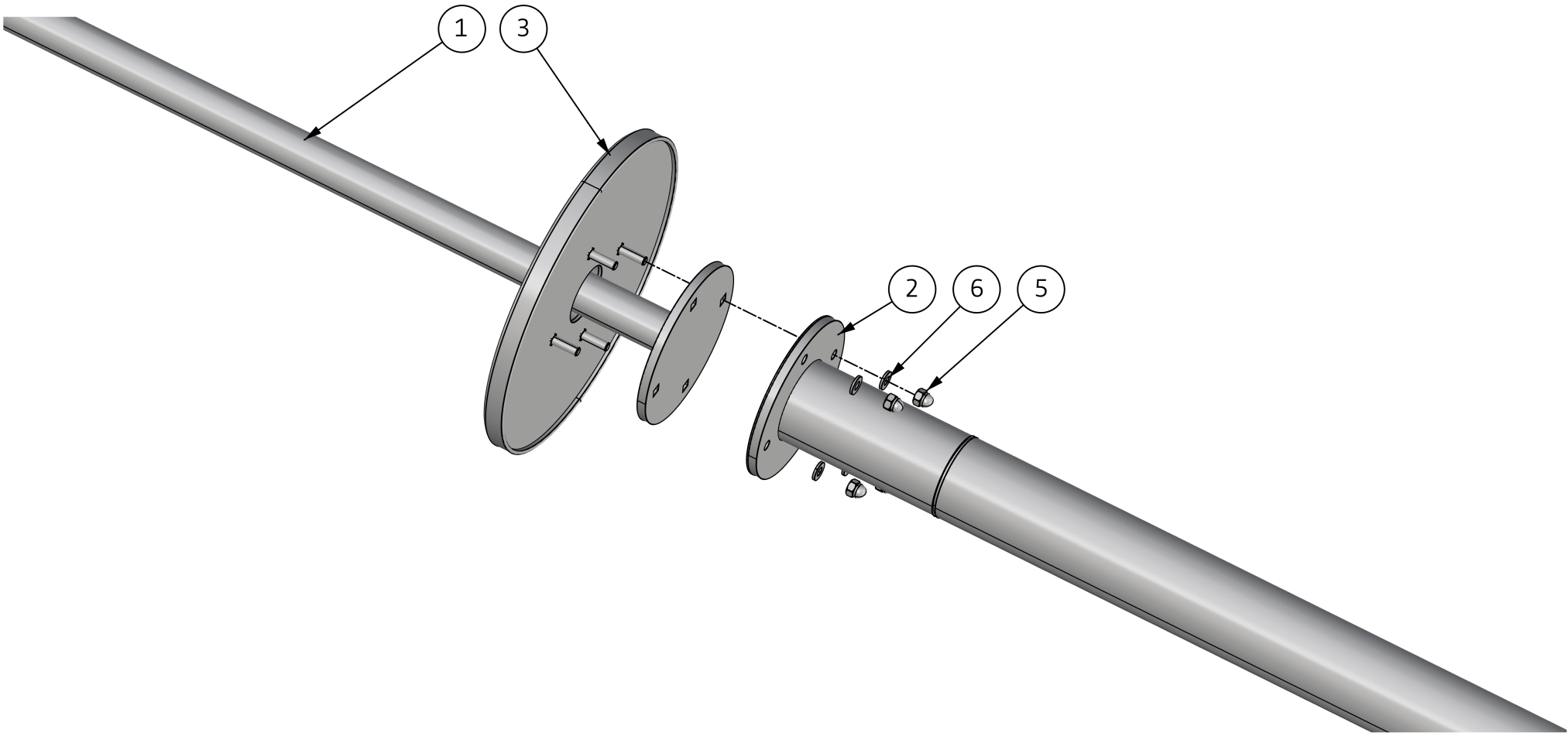
## INFO

VIGTIGT: Hele anlægget skal samles før der støbes beton  
IMPORTANT: The entire facility must be assembled before mould in concrete  
WICHTIG: Die Anlage muß komplett montiert sein, bevor das Fundament  
betoniert wird

# Mounting

Copyright Elverdal A/S.

Elverdal



EN 1176



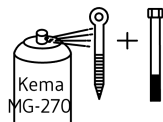
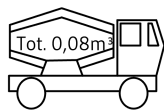

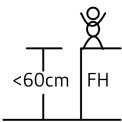
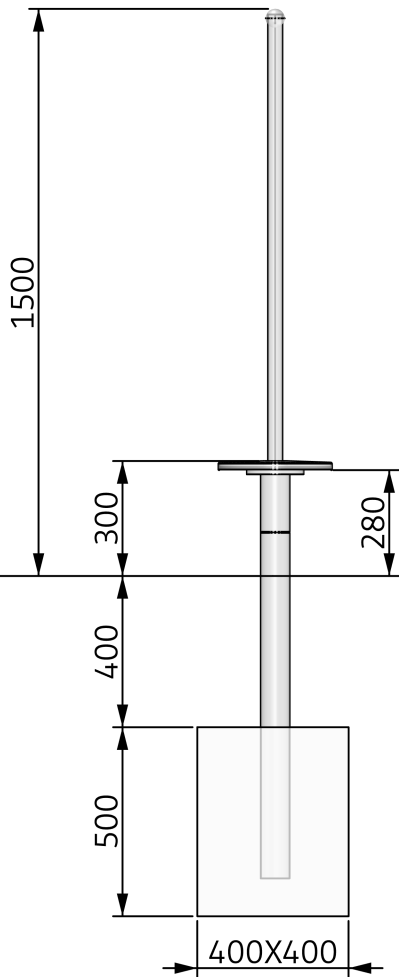
## INFO

VIGTIGT: Hele anlægget skal samles før der støbes beton  
IMPORTANT: The entire facility must be assembled before mould in concrete  
WICHTIG: Die Anlage muß komplett montiert sein, bevor das Fundament  
betoniert wird

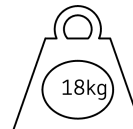
# Mounting

Copyright Elverdal A/S.

Elverdal



EN 1176



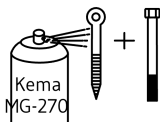
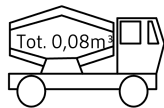
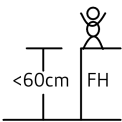
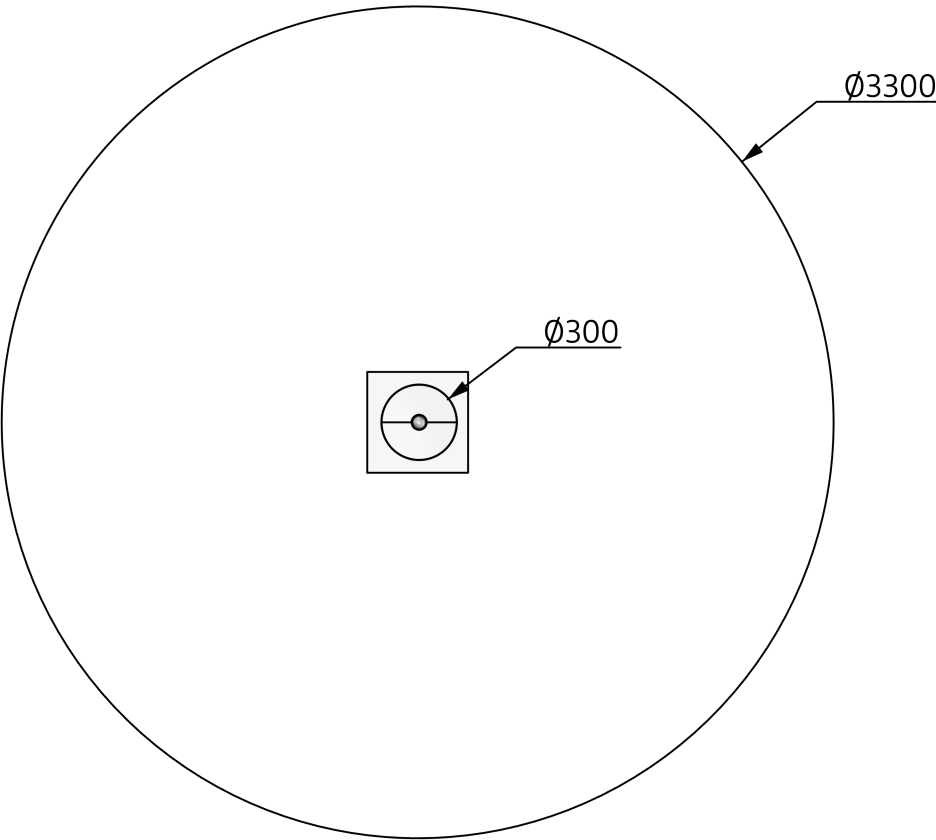
## INFO

VIGTIGT: Hele anlægget skal samles før der støbes beton  
IMPORTANT: The entire facility must be assembled before mould in concrete  
WICHTIG: Die Anlage muß komplett montiert sein, bevor das Fundament  
betoniert wird

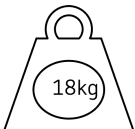
# Mounting

Copyright Elverdal A/S.

Elverdal



EN 1176



INFO

VIGTIGT: Hele anlægget skal samles før der støbes beton  
IMPORTANT: The entire facility must be assembled before mould in concrete  
WICHTIG: Die Anlage muß komplett montiert sein, bevor das Fundament  
betoniert wird

Date: 2021.12.14 Subject: Bill of materials  
Rev: 2021.12.14 Drawing no.: ORG2601SY\_00  
Page nr.: 5/5 Scale: None  
Paper: A4 Drawing by: Jan Routh Sørensen

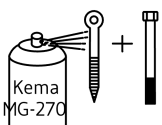
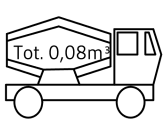

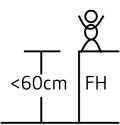
# Mounting

Copyright Elverdal A/S.

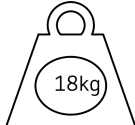
Elverdal

Karrusel - pirouette EPDM og stål    Caroussel - pirouette EPDM and steel    Karussell - Pirouette EPDM und Stahl

Pos:	Betegnelse:	Name:	Bezeichnung:	Antal/ Quantity/ Anzahl:
1	Støttestang	Support rod	Griffstange	1
2	Nedstøbningsrør	Concrete mounting tube	Nabensäule	1
3	Karruselplatform	Carousel platform	Standfläche	1
4				
5	M8 Topmøtrik	M8 Hex cap nut	M8 Hutmutter	4
6	M8 skive	M8 Washer	M8 Scheibe	4
	Monteringsvejledning	Mounting instruction	Installationsanleitung	1



EN 1176



INFO

VIGTIGT: Hele anlægget skal samles før der støbes beton  
IMPORTANT: The entire facility must be assembled before mould in concrete  
WICHTIG: Die Anlage muß komplett montiert sein, bevor das Fundament  
betoniert wird