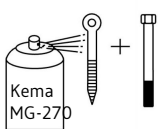
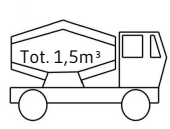
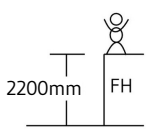
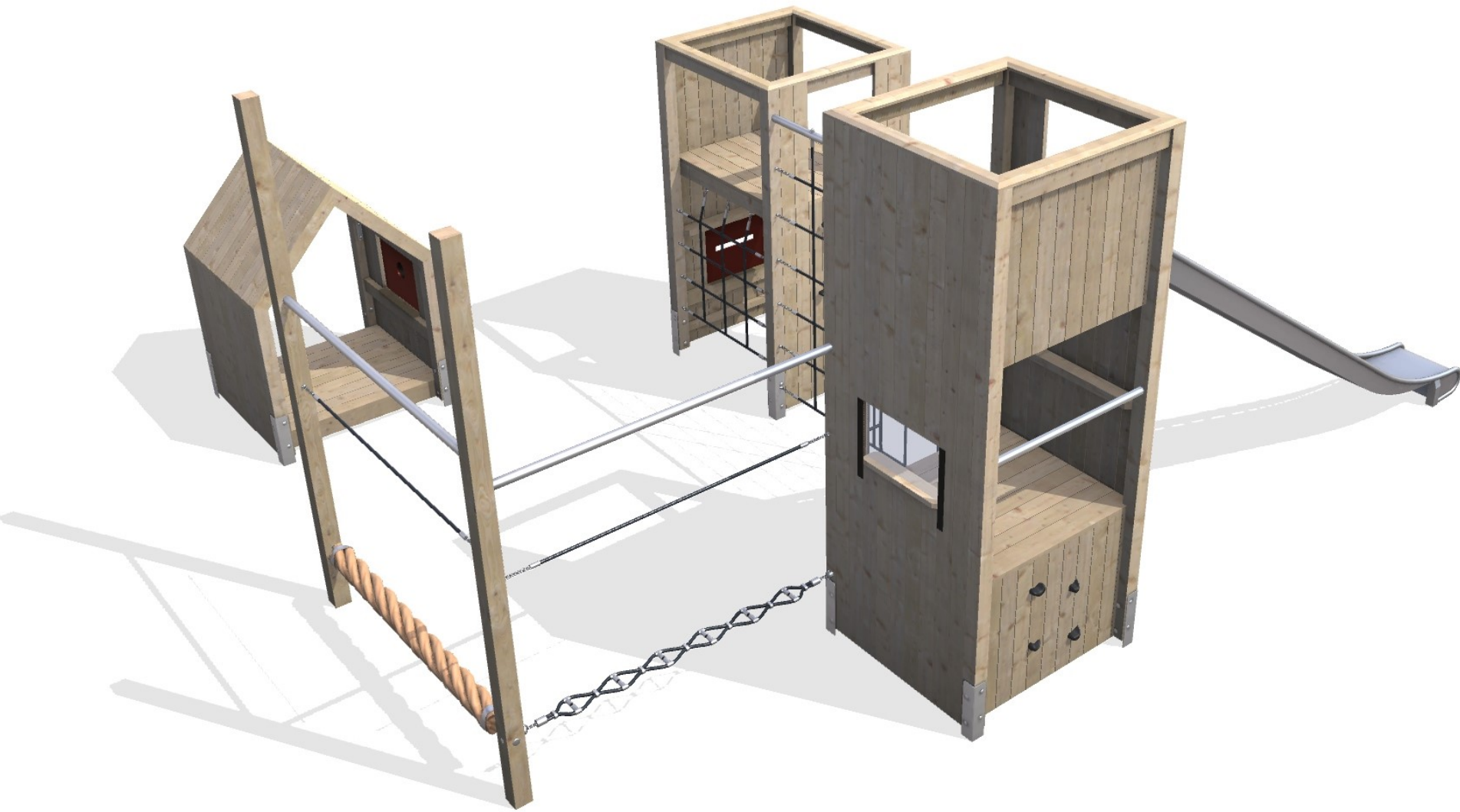


# Mounting

Copyright Elverdal A/S

# Elverdal



EN 1176

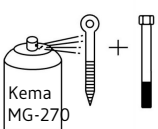
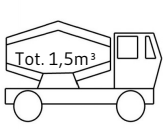
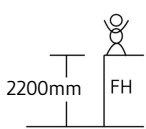
## Info

VIGTIGT: Hele anlægget skal samles før der støbes beton  
VIKTIGT: Hela anläggningen måste monteras före betong stöps  
VIKTIGT: Hele systemet må monteres før plass støbes med betong

# Mounting

Copyright Elverdal A/S

Elverdal



EN 1176

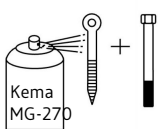
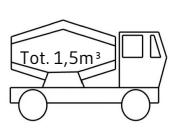
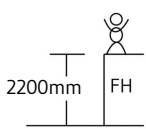

Info

VIGTIGT: Hele anlægget skal samles før der støbes beton  
VIGTIGT: Hela anläggningen måste monteras före betong stöps  
VIGTIGT: Hele systemet må monteres før plass støbes med betong

# Mounting

Copyright Elverdal A/S

# Elverdal



EN 1176

Info

VIGTIGT: Hele anlægget skal samles før der støbes beton  
VIGTIGT: Hela anläggningen måste monteras före betong stöps  
VIGTIGT: Hele systemet må monteres før plass støbes med betong

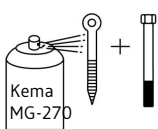
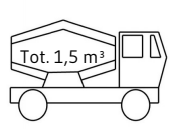
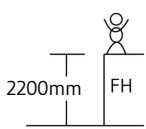
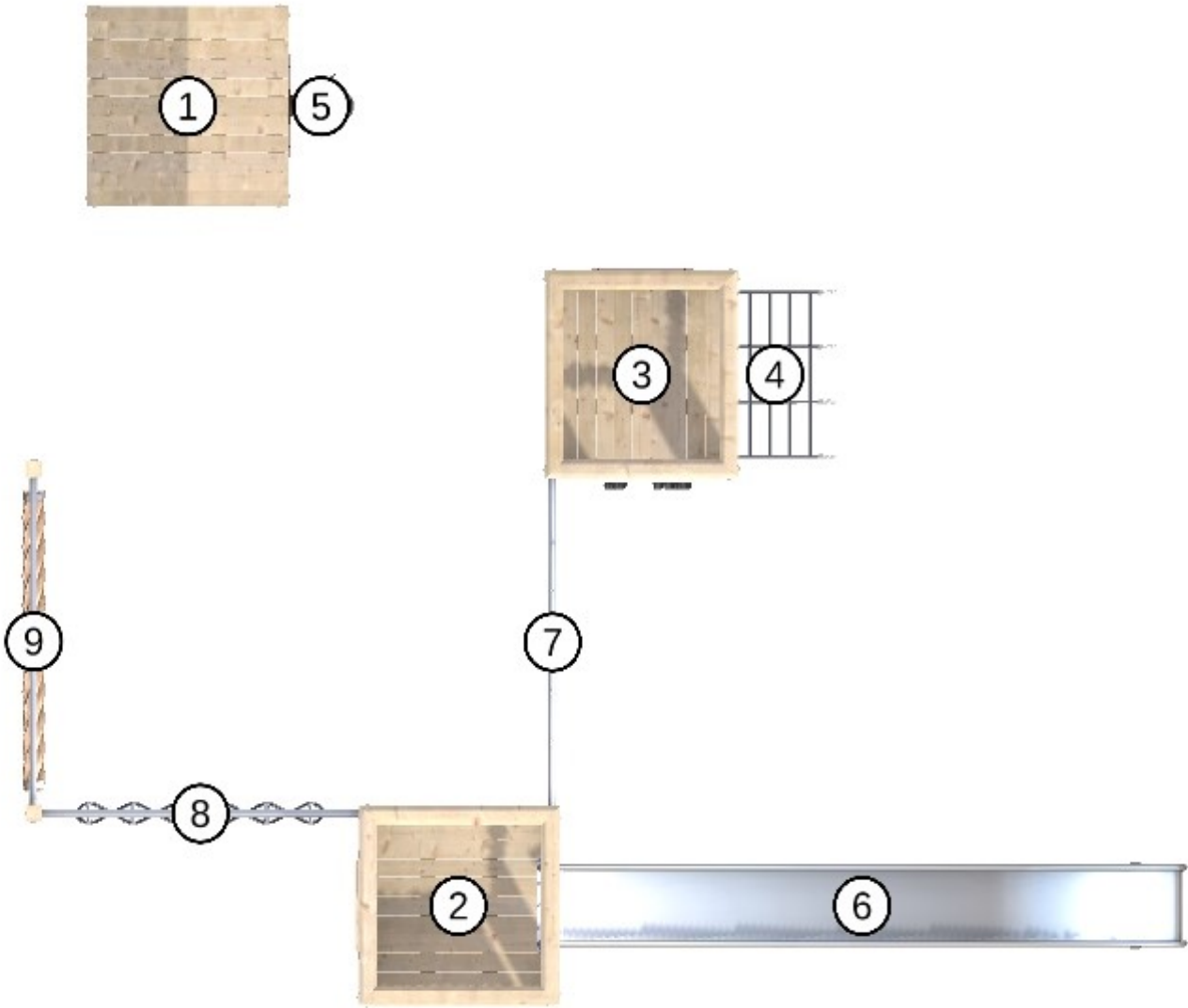
# Mounting

Copyright Elverdal A/S

Elverdal

## PRODUCT LIST

- 1. Theodor House
- 2. Theodor 8
- 3. Theodor 6
- 4. Net ladder wide (1500)
- 5. Sand tube
- 6. Slide narrow (2200)
- 7. Climbing net (1500 & 2200)
- 8. Battle rope (900)
- 9. Hawser (1500 & 2200)



EN 1176

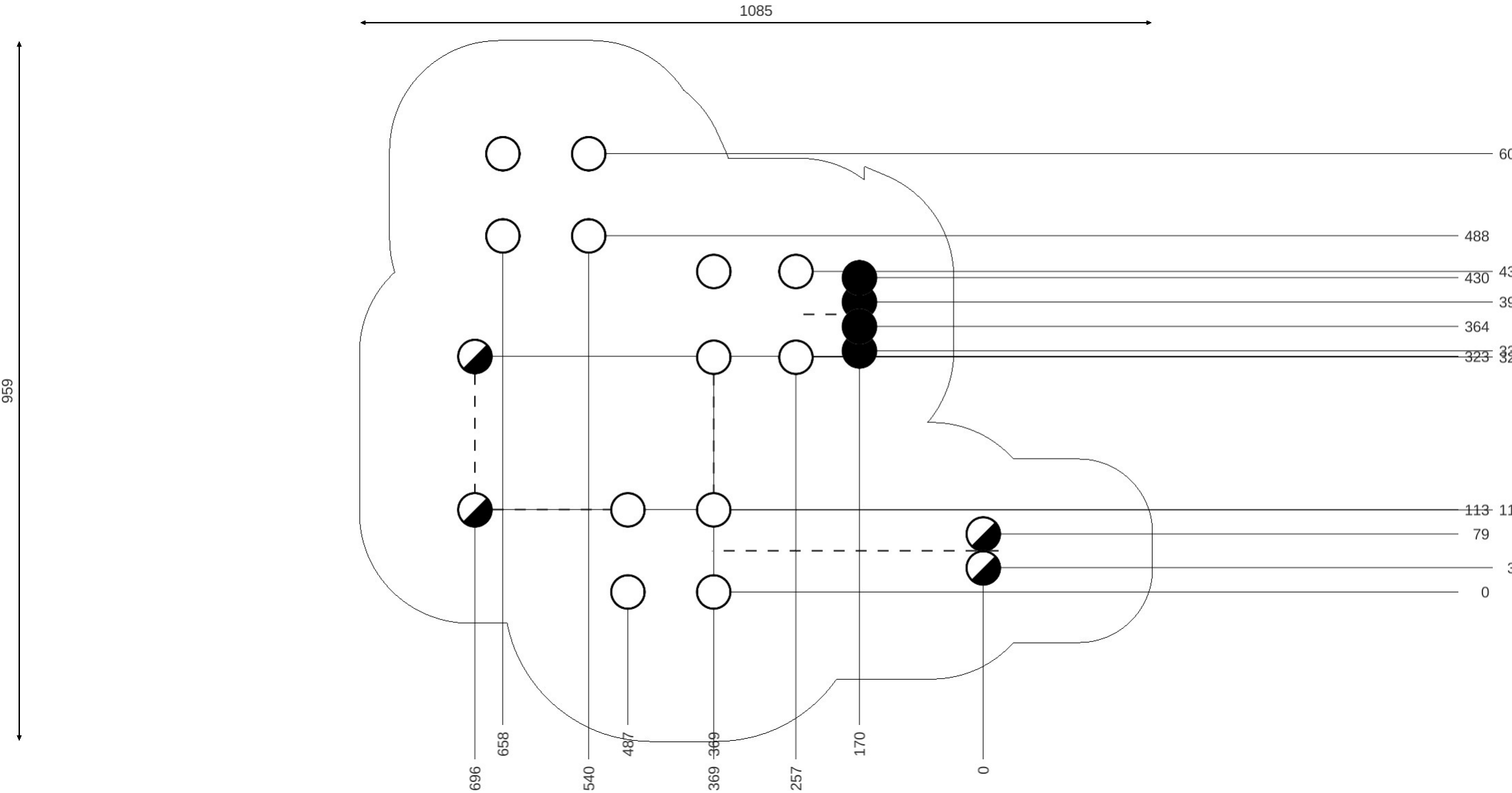
INFO

VIGTIGT: Hele anlægget skal samles før der støbes beton  
VIGTIGT: Hela anläggningen måste monteras före betong stöps  
VIGTIGT: Hele systemet må monteres før plass støbes med betong

# Mounting

Copyright Elverdal A/S

Elverdal

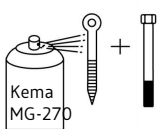
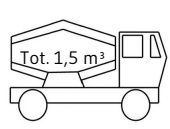
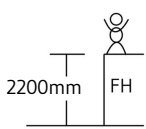

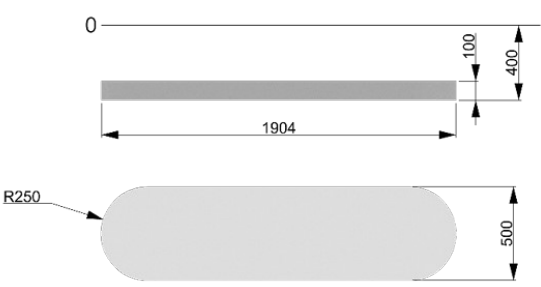
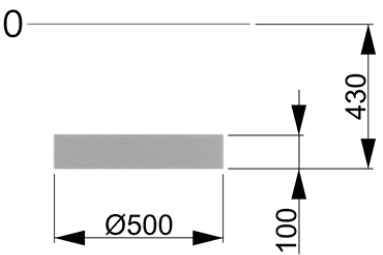
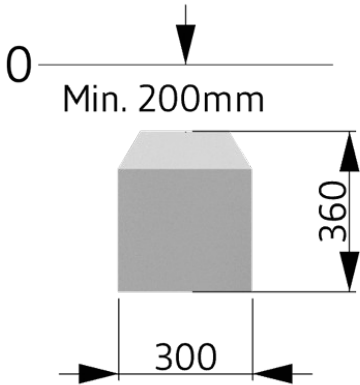
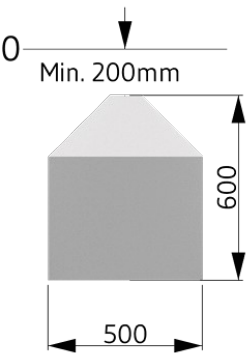
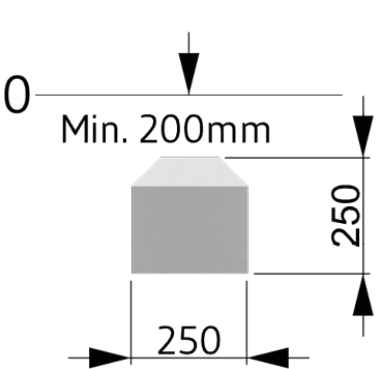




# Mounting

Copyright Elverdal A/S

Elverdal



EN 1176

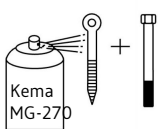
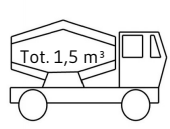
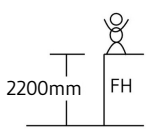
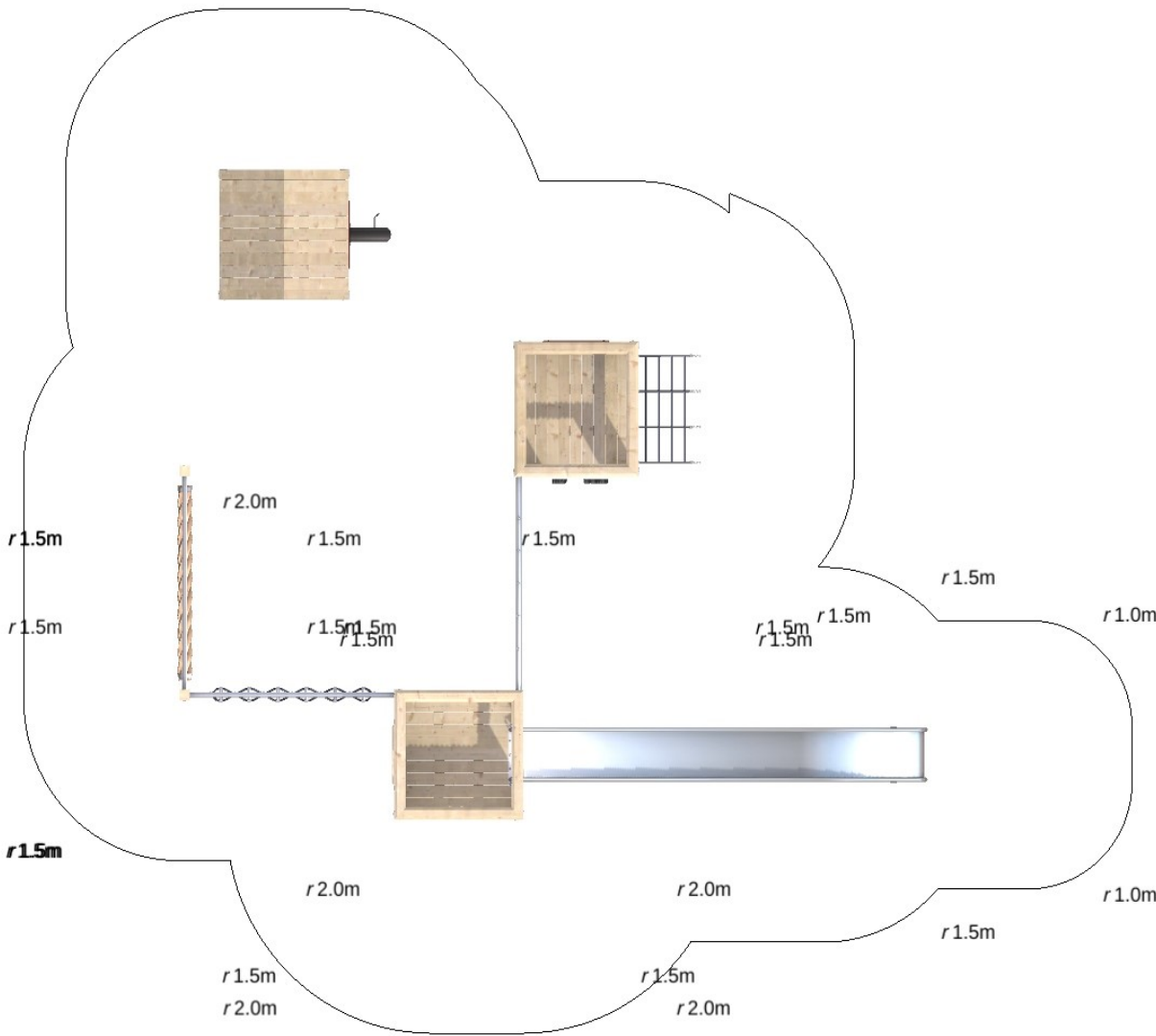
INFO

VIGTIGT: Hele anlægget skal samles før der støbes beton  
VIKTIGT: Hela anläggningen måste monteras före betong stöps  
VIKTIG: Hele systemet må monteres før plass støbes med betong

# Mounting

Copyright Elverdal A/S

Elverdal



EN 1176

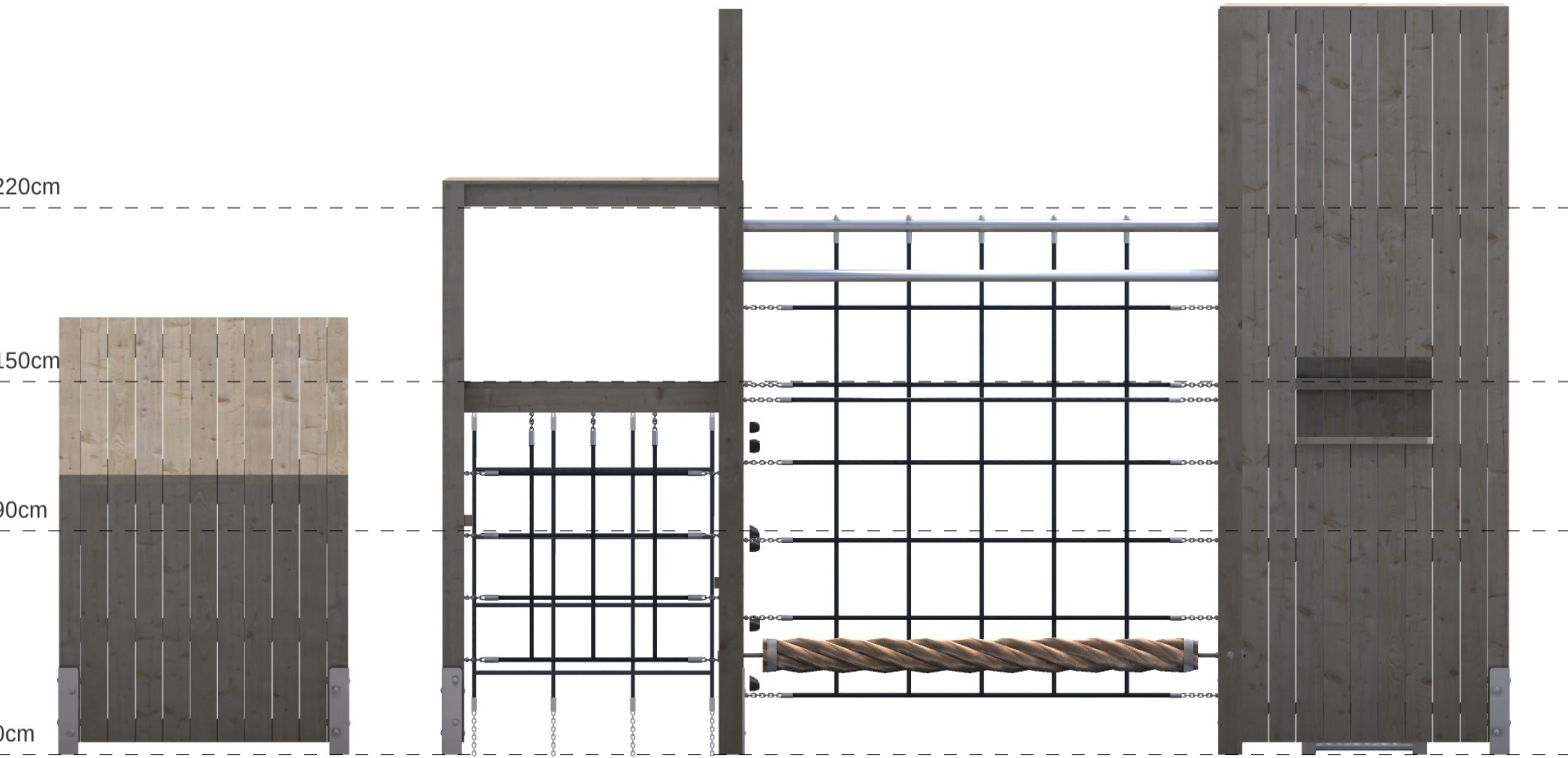
INFO

VIGTIGT: Hele anlægget skal samles før der støbes beton  
VIGTIGT: Hela anläggningen måste monteras före betong stöps  
VIGTIGT: Hele systemet må monteres før plass støbes med betong

# Mounting

Copyright Elverdal A/S

Elverdal



2200mm  
FH

23

69.49M²  
Periferi

Tot. 1,5 m³

Kema  
MG-270

EN 1176

INFO

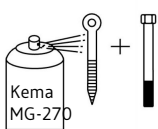
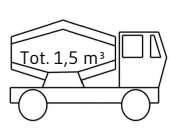
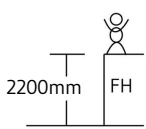
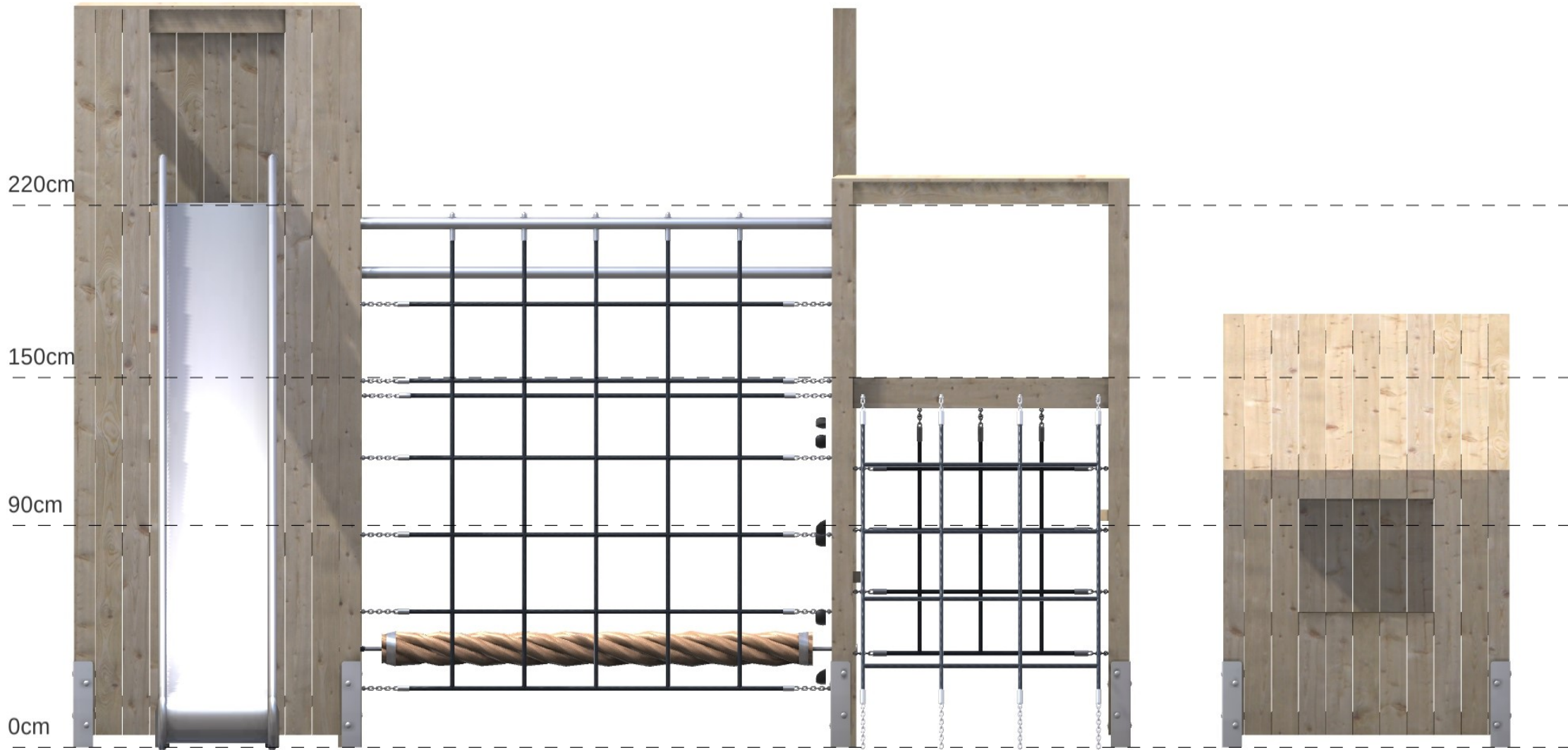
VIGTIGT: Hele anlægget skal samles før der støbes beton  
VIGTIGT: Hela anläggningen måste monteras före betong stöps  
VIGTIGT: Hele systemet må monteres før plass støbes med betong



# Mounting

Copyright Elverdal A/S

Elverdal



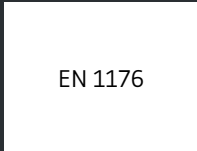
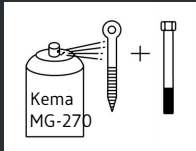
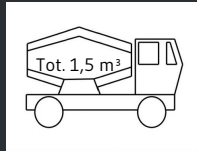
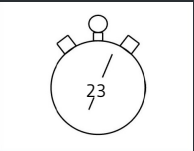
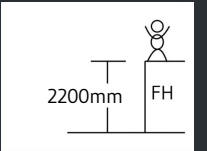
EN 1176

INFO

VIGTIGT: Hele anlægget skal samles før der støbes beton  
VIGTIGT: Hela anläggningen måste monteras före betong stöps  
VIGTIGT: Hele systemet må monteres før plass støbes med betong

Description:	Quantity:	Articel no.
Towers		
Theodor House - Unpainted Wood (Exterior), Unpainted Wood (Edge), Unpainted Wood (Interior)	1	ORG4000BY
Theodor 8 - Unpainted Wood (Exterior), Unpainted Wood (Edge)	1	ORG4008BY
Theodor 6 - Unpainted Wood (Exterior), Unpainted Wood (Edge)	1	ORG4006BY
Accessories		
Window glass - large - Glass (Glass)	1	ORG4401XB
Post box - 0689 NT (Plate)	1	ORG4405XB
Sand tube - 0689 NT (Plate)	1	ORG4407XB
Up & Downs		
Net with hole (2200) - Rope Black RAL 9005 (Rope)	1	ORG4104XB
Net (1500) - Rope Black RAL 9005 (Rope)	1	ORG4105XB
Net ladder wide (1500) - Rope Black RAL 9005 (Rope)	1	ORG4115XB
Slide narrow (2200)	1	ORG4135XB
Climbing wall wide (900)	1	ORG4122XB
Climbing wall narrow (1500)	1	ORG4118XB
Gables		
Top gable - Unpainted Wood (Exterior)	1	ORG4015BB
Bottom gable - Unpainted Wood (Exterior)	1	ORG4022BB

Description:	Quantity:	Articel no.
Jungle		
Climbing net (1500 & 2200) - Rope Black RAL 9005 (Rope)	1	ORG4309XB
Battle rope (900) - Rope Black RAL 9005 (Rope)	1	ORG4307XB
Pole Theodor - Unpainted Wood (Wood)	2	ORG4300CY
Hawser (1500 & 2200) - Rope Black RAL 9005 (Rope)	1	ORG4313XB
Parts		
Concrete (m3)	1,5	
Rubber TD (m3)	2,81	
Rubber EPDM (m3)	1,1	



INFO

VIGTIGT: Hele anlægget skal samles før der støbes beton

VIKTIGT: Hela anläggningen måste monteras före betong stöps

VIKTIG: Hele systemet må monteres før plass støbes med betong