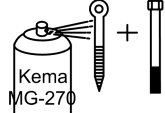
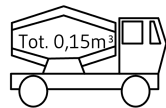

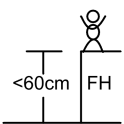



Date: 2022.10.14 Subject: View
Rev: 2022.10.14 Drawing no.: MNT1003
Page no.: 1/4 Scale: none
Paper: A4 Drawn by: Jan Routh Sørensen

Mounting

Copyright Elverdal A/S.

Elverdal



EN 1176

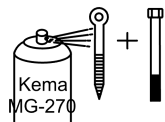
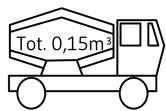
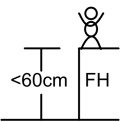
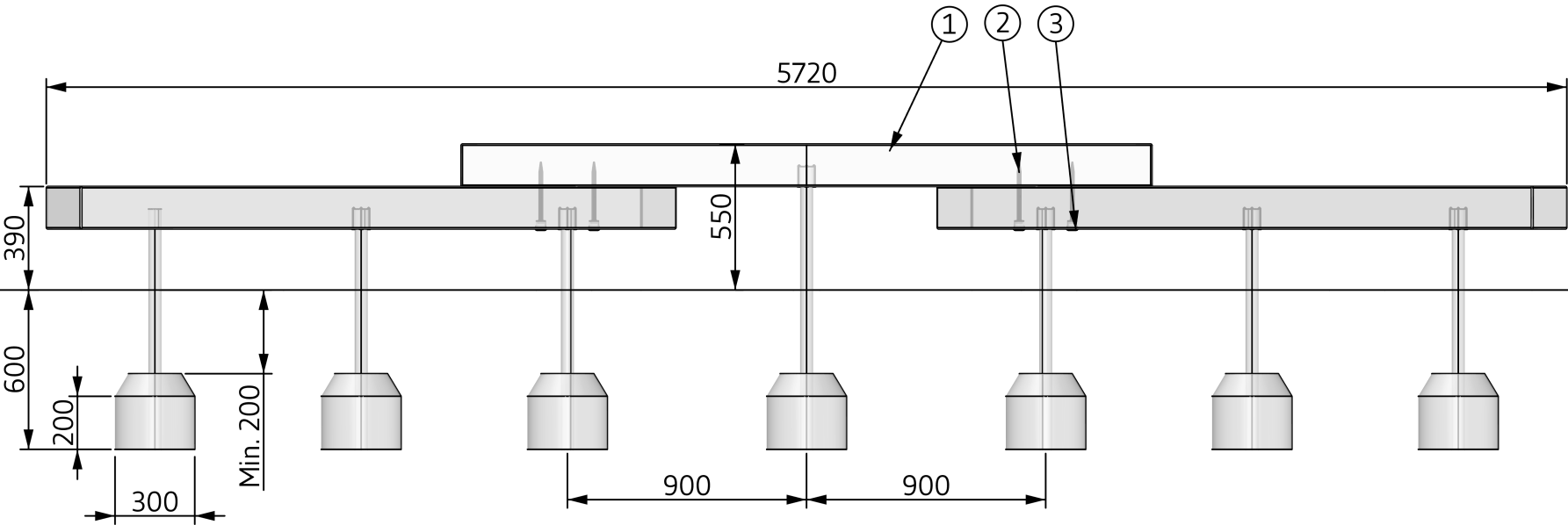
INFO

VIGTIGT: Hele anlægget skal samles før der støbes beton
IMPORTANT: The entire facility must be assembled before mould in concrete
WICHTIG: Die Anlage muß komplett montiert sein, bevor das Fundament
betoniert wird.

Mounting

Copyright Elverdal A/S.

Elverdal



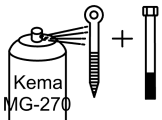
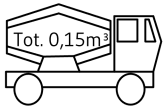

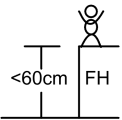
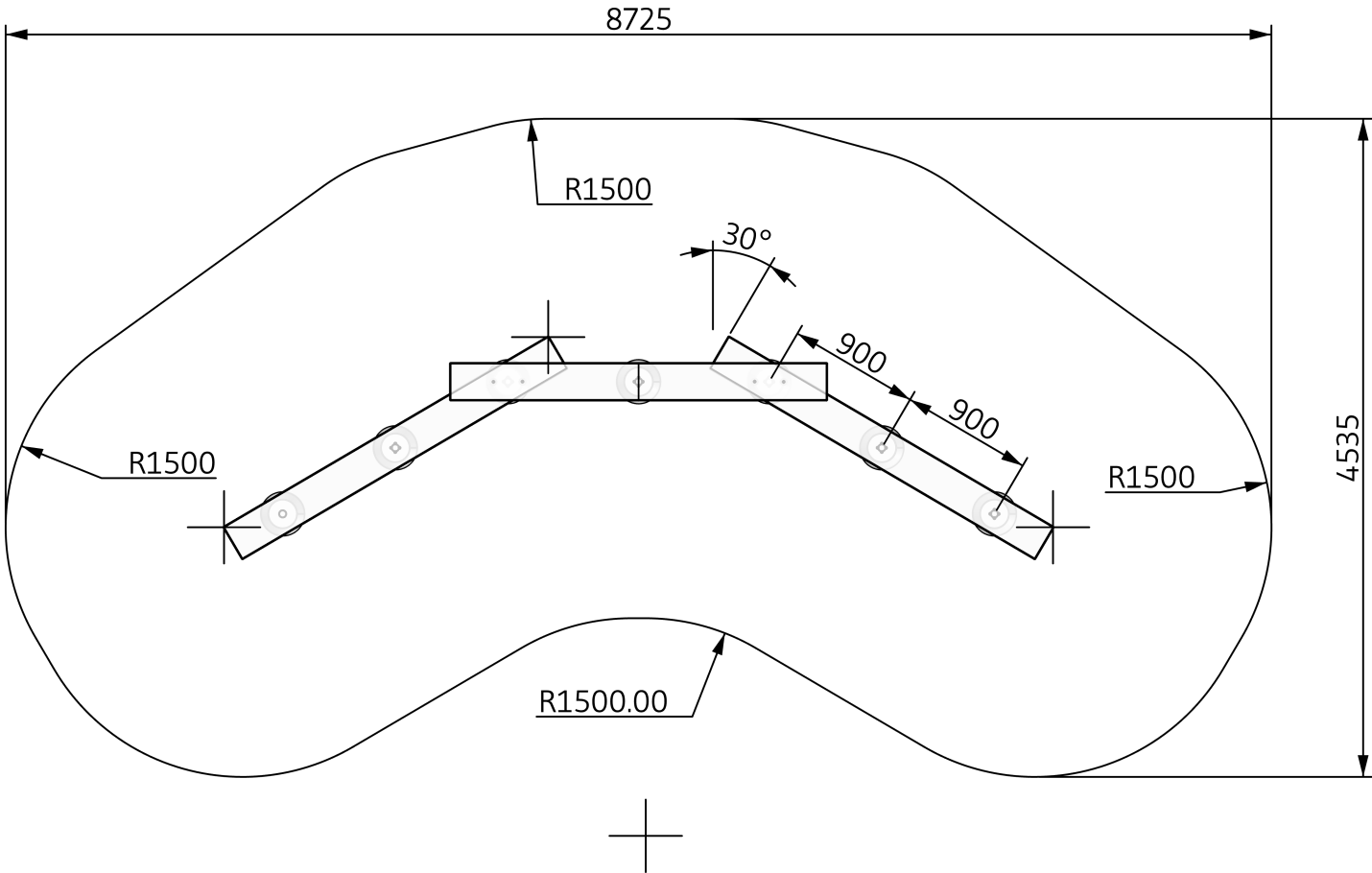
EN 1176

INFO

VIGTIGT: Hele anlægget skal samles før der støbes beton
IMPORTANT: The entire facility must be assembled before mould in concrete
WICHTIG: Die Anlage muß komplett montiert sein, bevor das Fundament
betoniert wird.

Mounting
Copyright Elverdal A/S.

Elverdal



EN 1176

INFO

VIGTIGT: Hele anlægget skal samles før der støbes beton
IMPORTANT: The entire facility must be assembled before mould in concrete
WICHTIG: Die Anlage muß komplett montiert sein, bevor das Fundament
betoniert wird.

Date: 2022.10.14 Subject: BOM
Rev: 2022.10.14 Drawing no.: MNT1003
Page no.: 4/4 Scale: 1:50
Paper: A4 Drawn by: Jan Routh Sørensen

Mounting

Copyright Elverdal A/S.

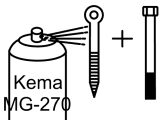
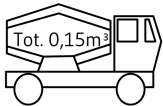
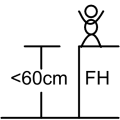
Elverdal

Udemøbel - Bænk tredobbelt

Outdoor furniture - Bench triple

Außenmöbel - Bank dreifach

Pos:	Betegnelse:	Name:	Bezeichnung:	Antal/ Quantity/ Anzahl:	Artikel/Item#
1	Egesvelle 160x260x2600	Oak crosstie 160x260x2600	Eichenschwellen 160x260x2600	3	
2	HEX Træskrue 10x220	HEX Woodscrew 10x220	HEX Holzschraube 10x220	4	ELV02100220
3	Dubsko Ø42	Plug-in gliders Ø42	Steckgleiter Ø42	4	ELV97440000
4	Monteringsvejledning	Mounting instruction	Installationsanleitung	1	MNT1003
5					
6					



EN 1176

INFO

VIGTIGT: Hele anlægget skal samles før der støbes beton
IMPORTANT: The entire facility must be assembled before mould in concrete
WICHTIG: Die Anlage muß komplett montiert sein, bevor das Fundament
betoniert wird.